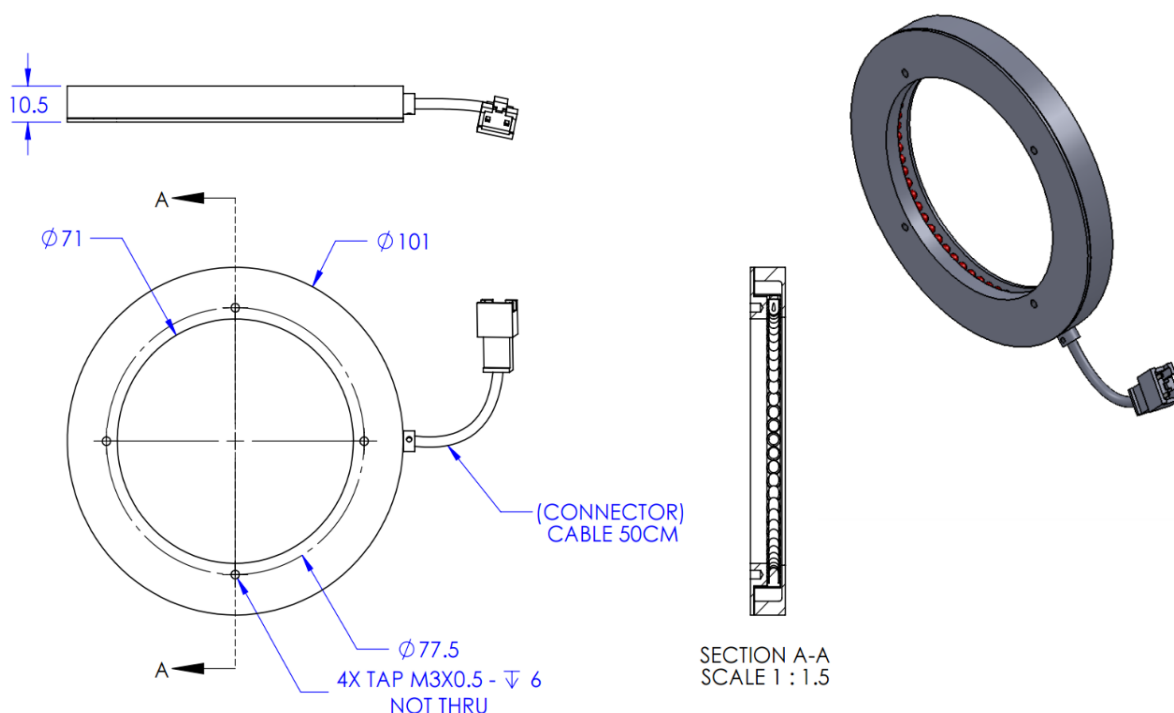


# ILLUMINATOR DATA

## LTZZO100-90-1-R-24V

### Lighting Dimension



### Mechanical Information

|                           |           |
|---------------------------|-----------|
| Casing Material           | Aluminium |
| Storage Temperature Range | 0 - 45°C  |
| Storage Humidity Range    | 20 - 85%  |
| Weight                    | 100g      |
| Length / Outer Diameter   | 101mm     |
| Width / Inner Diameter    | 71mm      |
| Thickness / Height        | 10.5mm    |

# ILLUMINATOR DATA

## LTZZO100-90-1-R-24V

| Lighting Information                        |                            |         |         |
|---|----------------------------|---------|---------|
| Part Number                                 | LTZZO100-90-1-R-24V        |         |         |
| LED Color                                   | RED                        |         |         |
| Wavelength                                  | 630nm                      |         |         |
| Working Distance                            | 20 mm                      | 25 mm   | 30 mm   |
| Intensity (±15%)                            | 2560 lx                    | 1500 lx | 1050 lx |
| Illumination (number of row)                | 1                          |         |         |
| Illumination Active Area                    | Active Length / Outer Dia. |         | 72 mm   |
|   | Active Width / Inner Dia.  |         | 71 mm   |
| Emission angle                              | 90                         |         |         |
| Eye Safety Class ( IEC62471 )               | EXEMPT                     |         |         |
| Chromaticity Table<br>For White colour only | Nil                        |         |         |

| Electrical Information                            |         |
|---|---------|
| Rated Constant Voltage                            | 24V±2%  |
| Rated Constant Current                            | 105mA   |
| Power Consumption                                 | 2.52W   |
| Casing temperature,<br>After 60 minutes operation | 47.3 °C |


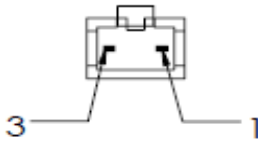
| Strobe Mode Specification     |             |             |
|-------------------------------|-------------|-------------|
| *Normal Strobe Voltage        | 24 V        |             |
| *Normal Strobe Current        | 105 mA      |             |
| Overdrive Voltage Range       | Min: 36V    | Max: 48V    |
| Overdrive Current Range       | Min: 0.38 A | Max: 0.64 A |
| Recommended Overdrive Voltage | 36V         |             |
| **Max. Trigger Pulse Duration | 10 msec     |             |
| **Max. Duty Cycle             | 10%         |             |

\*Normal strobe means the lighting is operated using the rated power. Overdrive means the power supplied to the lighting exceeded the rated power.

\*\*Overdrive condition must not exceed the max. trigger pulse duration and max. duty cycle.

# ILLUMINATOR DATA

## LTZZO100-90-1-R-24V

| Connection Information   |  |        |              |
|--|--|--------|--------------|
| Connector Type (Default)   | JST SMR-03V  |        |              |
| Cable Length   | 50 cm  |        |              |
| Pin Configuration<br><br> | Pin  | Signal | Cable Colour |
|  | 1  | LED +  | Red          |
|  | 2  | N.C    | -            |
|  | 3  | LED -  | White        |
|  |  |        |              |

| Additional Information         |  |
|--------------------------------|--|
| Additional Cooling Method      | Attached to machine part for better heat dissipation |
| Intensity Controller Selection | SD, ST, ANG, LC, SDA, SDP series                     |
| CE Conformity                  | YES  |
| RoHS Compliance                | YES  |

| Application       |  |
|-------------------|--|
| Illumination Type | Direct Illumination                                      |
| Application Use   | Label Inspection, Character Inspection, Code Recognition |

# ILLUMINATOR DATA

## LTZZ0100-90-1-R-24V

| Lighting Pattern  |                                       |           |          |           |
|-------------------|---------------------------------------|-----------|----------|-----------|
| Working Distance  | For further details please contact us |           |          |           |
| Display and Image |                                       |           |          |           |
| Data Results      | Horizontal                            | Meas.(mm) | Vertical | Meas.(mm) |
|                   | 90%                                   |           | 90%      |           |
|                   | 80%                                   |           | 80%      |           |
|                   | 70%                                   |           | 70%      |           |
|                   | 60%                                   |           | 60%      |           |
|                   | 50%                                   |           | 50%      |           |
|                   | 40%                                   |           | 40%      |           |
|                   | 30%                                   |           | 30%      |           |
|                   | 20%                                   |           | 20%      |           |
|                   | 10%                                   |           | 10%      |           |
|                   |                                       |           |          |           |